

Desigo CC

Desigo PX SSP EU Libraries

Key Words: symbols, libraries, air, HVAC, cooling, water, navigation, sample page, Desigo PX, Desigo CC MP2.1

Document Type: **Technical Manual**
Revision Date: **07.10.2015**

Author: **Spas Ormandzhiev**
Company: **Siemens**

Unrestricted

Table of Contents

1. About this document	4
1.1. Purpose of the document	4
1.2. Scope	4
2. Library version	4
3. Air System (PX) SSP EU (BA_Air_PX_101_ZN_1)	5
3.1. Symbols	5
3.1.1. DYN_All_Plant Control_Ahu_Complete_All_001_101	5
3.1.2. DYN_All_Plant Control_Ahu_Complete_Bottom_001_101	6
3.1.3. DYN_All_Plant Control_Ahu_Complete_Top_001_101	7
3.1.4. DYN_All_Plant Control_Vnt_Complete_Bottom_001_101	8
3.1.5. DYN_All_Plant Control_Vnt_Complete_Top_001_101	9
3.1.6. DYN_All_Status_TCasCtl_None_All_001_101	10
3.1.7. DYN_All_Status_TSuCtl_None_All_001_101	11
3.2. Sample graphics	12
3.2.1. Air Handling Unit - CAS Solution Ahu10 (2D DIN Color) EU 001_101	12
4. Cooling System (PX) SSP EU (BA_Cooling_PX_101_ZN_1)	13
4.1. Symbols	13
4.1.1. DYN_All_Plant Control_CGen_Complete_Bottom_001_101	13
4.1.2. DYN_All_Plant Control_CGen_Complete_Top_001_101	14
4.1.3. DYN_All_Plant Control_CGrp_Complete_All_001_101	15
4.1.4. DYN_All_Plant Control_CGrp_Complete_Bottom_001_101	16
4.1.5. DYN_All_Plant Control_CGrp_Complete_Top_001_101	17
4.2. Sample graphics	18
4.2.1. Cooling Group - CAS Solution CGrp10 (2D) EU 001_101	18
5. Heating System (PX) SSP EU (BA_Heating_PX_101_ZN_1)	19
5.1. Symbols	19
5.1.1. DYN_All_Plant Control_HGen_Complete_All_001_101	19
5.1.2. DYN_All_Plant Control_HGen_Complete_Bottom_001_101	20
5.1.3. DYN_All_Plant Control_HGen_Complete_Top_001_101	21
5.1.4. DYN_All_Plant Control_HGen_None_All_001_101	22
5.1.5. DYN_All_Plant Control_HGrp_Complete_All_001_101	23
5.1.6. DYN_All_Plant Control_HGrp_Complete_Bottom_001_101	24
5.1.7. DYN_All_Plant Control_HGrp_Complete_Top_001_101	25
5.1.8. DYN_All_Plant Control_HGrp_Dhw_Complete_All_001_101	26
5.2. Sample graphics	27
5.2.1. Heating Group - CAS Solution Hgrp10 (2D) EU 001_101	27
5.2.2. Heating Group and Domestic Hot Water - CAS Solution Hgrp10 DhwhDir30 (2D) EU 001_101	28
6. HVAC (PX) SSP EU (BA_HVAC_PX_101_ZN_1)	29
6.1. Symbols	29

6.1.1.	DYN_All_Generic_Display_Object_Hra_Central_001_101	29
6.1.2.	DYN_All_Plant Control_HCGrp_Complete_All_001_101	30
6.1.3.	DYN_All_Plant Control_HCGrp_Complete_Bottom_001_101	31
6.1.4.	DYN_All_Plant Control_HCGrp_Complete_Top_001_101	32
7.	Water System (PX) SSP EU (BA_Water_PX_101_ZN_1)	33
7.1.	Symbols	33
7.1.1.	DYN_All_Plant Control_Dhw_Complete_All_001_101	33
7.1.2.	DYN_All_Plant Control_Dhw_Complete_Bottom_001_101	34
7.1.3.	DYN_All_Plant Control_Dhw_Complete_Top_001_101	35
7.2.	Sample graphics	36
7.2.1.	Domestic hot water - CAS Solution Dhwdir30 (2D) EU 001_101	36

1. About this document

1.1. Purpose of the document

This document describes the content of the Desigo PX SSP EU Library delivery for the Management Station. It helps Project Engineers and Graphics Engineers to get a quick overview of the available basic graphic elements, such as static- and dynamic graphic symbols, functions, icons and sample pages. It provides information about the available shapes and data point substitutions for dynamic symbols and templates

1.2. Scope

This document applies to the Desigo CC MP2.1.


2. Library version

Description	Name	Version
Air System (PX) SSP EU	BA_Air_PX_101_ZN_1	1.2
Cooling System (PX) SSP EU	BA_Cooling_PX_101_ZN_1	1.2
Heating System (PX) SSP EU	BA_Heating_PX_101_ZN_1	1.2
HVAC (PX) SSP EU	BA_HVAC_PX_101_ZN_1	1.0
Water System (PX) SSP EU	BA_Water_PX_101_ZN_1	1.2


3. Air System (PX) SSP EU (BA_Air_PX_101_ZN_1)

3.1. Symbols


3.1.1. DYN_All_Plant_Control_Ahu_Complete_All_001_101

Symbol Name			
DYN_All_Plant_Control_Ahu_Complete_All_001_101			
Library			
BA_Air_PX_101_ZN_1			
Description			
Plant Control	Ahu	Complete	All
Symbol			
			
Remarks:			
Fixed plant control bar for AHU graphics pages. All texts in the bar is localized (translated text), Language will depend of the current user.			
Substitutions		Set of Values	
Panel name		Name of the panel	
PanelTitle		Panel title	
PlantCtl		Dynamic symbol for plant control AHU	
Scheduler		Dynamic symbol for BACnet scheduler	
SystemInformation		Information about the system	
SystemInfoVisible		0=Hidden 1=Visible	


3.1.2. DYN_All_Plant Control_Ahu_Complete_Bottom_001_101

Symbol Name			
DYN_All_Plant Control_Ahu_Complete_Bottom_001_101			
Library			
BA_Air_PX_101_ZN_1			
Description			
Plant Control	Ahu	Complete	Bottom
Symbol			
			
Remarks:			
Plant control bar for AHU graphics pages. All texts in the bar are localized (translated text), Language will depend of the current user.			
Substitutions		Set of Values	
*PlantCtl		Dynamic symbol for plant control AHU	
PlantCtlBoxWidth		User can change the plant control box width (DefaultValue=228)	
PlantCtlProperty		@PltCtl (Default Value)	
Schedule		BACNet Scheduler	
ScheduleBoxWidth		User can change the schedule box width (DefaultValue=120)	
SetpointsField		0 = "Setpoints" text not displayed 1 = "Setpoints" text displayed (Default Value)	


3.1.3. DYN_All_Plant Control_Ahu_Complete_Top_001_101

Symbol Name			
DYN_All_Plant Control_Ahu_Complete_Top_001_101			
Library			
BA_Air_PX_101_ZN_1			
Description			
Plant Control	Ahu	Complete	Top
Symbol			
			
Remarks:			
Fixed plant control bar for AHU graphics pages. All texts in the bar is localized (translated text), Language will depend of the current user.			
Substitutions		Set of Values	
*PlantCtl		Dynamic symbol for plant control AHU	
PlantCtlBoxWidth		User can change the plant control box width (DefaultValue=228)	
PlantCtlProperty		@PltCtl (Default Value)	
Schedule		BACNet Scheduler	
ScheduleBoxWidth		User can change the schedule box width (DefaultValue=120)	
SetpointsField		0 = "Setpoints" text not displayed 1 = "Setpoints" text displayed (Default Value)	


3.1.4. DYN_All_Plant Control_Vnt_Complete_Bottom_001_101

Symbol Name			
DYN_All_Plant Control_Vnt_Complete_Bottom_001_101			
Library			
BA_Air_PX_101_ZN_1			
Description			
Plant Control	Vnt	Complete	Bottom
Symbol			
			
Remarks:			
Fixed plant control bar for AHU graphics pages. All texts in the bar is localized (translated text), Language will depend of the current user.			
Substitutions		Set of Values	
*PlantCtl		Dynamic symbol for plant control AHU	
PlantCtlBoxWidth		User can change the plant control box width (DefaultValue=228)	
PlantCtlProperty		@PltCtl (Default Value)	
Schedule		BACNet Scheduler	
ScheduleBoxWidth		User can change the schedule box width (DefaultValue=120)	
SetpointsField		0 = "Setpoints" text not displayed 1 = "Setpoints" text displayed (Default Value)	


3.1.5. DYN_All_Plant Control_Vnt_Complete_Top_001_101

Symbol Name			
DYN_All_Plant Control_Vnt_Complete_Top_001_101			
Library			
BA_Air_PX_101_ZN_1			
Description			
Plant Control	Vnt	Complete	Top
Symbol			
			
Remarks:			
Fixed plant control bar for AHU graphics pages. All texts in the bar is localized (translated text), Language will depend of the current user.			
Substitutions		Set of Values	
*PlantCtl		Dynamic symbol for plant control AHU	
PlantCtlBoxWidth		User can change the plant control box width (DefaultValue=228)	
PlantCtlProperty		@PltCtl (Default Value)	
Schedule		BACNet Scheduler	
ScheduleBoxWidth		User can change the schedule box width (DefaultValue=120)	
SetpointsField		0 = "Setpoints" text not displayed 1 = "Setpoints" text displayed (Default Value)	

3.1.6. DYN_All_Status_TCasCtl_None_All_001_101

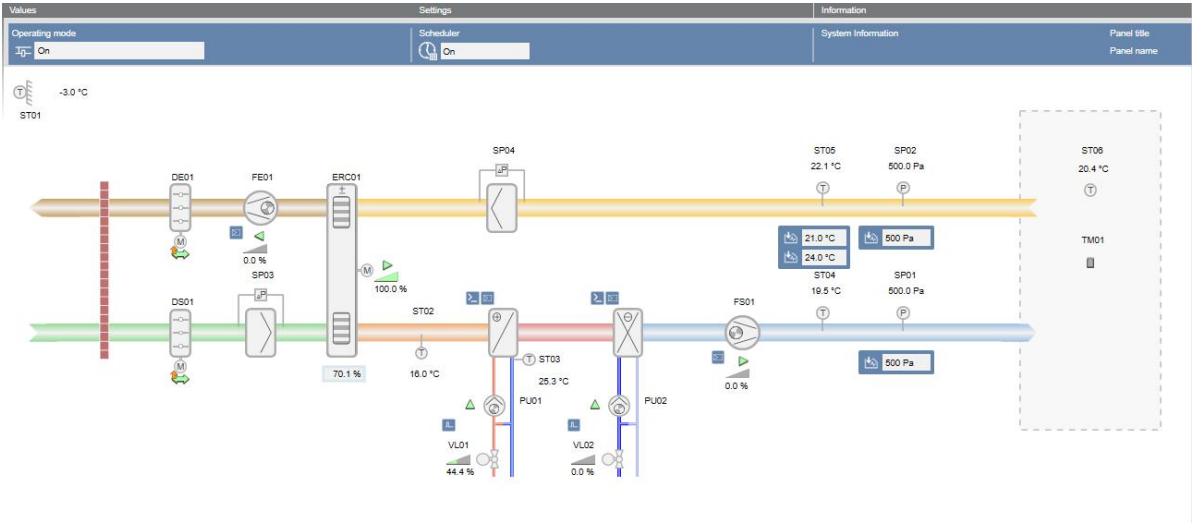
Symbol Name			
DYN_All_Status_TCasCtl_None_All_001_101			
Library			
BA_Air_PX_101_ZN_1			
Description			
Status	TCasCtl	None	All
Symbol			
			
Remarks:			
Substitutions		Set of Values	
*		Dyanamic symbol for TCasCtl function	
CasCtrNumber		0 (DefaultValue)	

3.1.7. DYN_All_Status_TSuCtl_None_All_001_101

Symbol Name			
DYN_All_Status_TSuCtl_None_All_001_101			
Library			
BA_Air_PX_101_ZN_1			
Description			
Status	TSuCtl	None	All
Symbol			
			
Remarks:			
Substitutions		Set of Values	
*		Dyanamic symbol for TSuCtl function	

3.2. Sample graphics


3.2.1. Air Handling Unit - CAS Solution Ahu10 (2D DIN Color) EU 001_101

Page Name			
Air Handling Unit - CAS Solution Ahu10 (2D DIN Color) EU 001_101			
Library			
BA_Air_PX_101_ZN_1			
Description			
AHU	CAS	Solution	Ahu10
Symbol			
 <p>The diagram shows a complex HVAC system with multiple air streams. Key components include: <ul style="list-style-type: none"> Supply Air (Yellow): Passes through a fan (FE01), a heating coil (ERCO1), and a filter (SP04). It then splits into two paths: one through a cooling coil (ST05) and another through a heating coil (ST04). Return Air (Blue): Passes through a fan (FS01) and a filter (SP01). Outdoor Air (Green): Passes through a damper (DS01) and a filter (SP03). Water/Steam Connections: Various valves (VL01, VL02) and pumps (PU01, PU02) are shown at the bottom. Parameters: The interface includes tabs for 'Values', 'Settings', and 'Information'. The 'Values' tab shows 'Operating mode' as 'On' and 'Scheduler' as 'On'. Specific values for sensors and actuators are displayed, such as temperatures (e.g., 21.0 °C, 24.0 °C, 19.5 °C, 16.0 °C, 25.3 °C, -3.0 °C) and pressures (500.0 Pa). </p>			
Remarks:			
Adapt page, replace symbols if needed. Use find and replace to adjust text and tags eg. designations			
Background color	White, #FFFFFF		
Resolution	1600 x 700		
Grid setup	12 x 12		
Viewport	No		


4. Cooling System (PX) SSP EU (BA_Cooling_PX_101_ZN_1)

4.1. Symbols


4.1.1. DYN_All_Plant Control_CGen_Complete_Bottom_001_101

Symbol Name			
DYN_All_Plant Control_CGen_Complete_Bottom_001_101			
Library			
BA_Cooling_PX_101_ZN_1			
Description			
Plant Control	CGen	Complete	Bottom
Symbol			
			
Remarks:			
Fixed plant control bar for cooling graphics pages. All texts in the bar is localized (translated text), Language will depend of the current user.			
Substitutions		Set of Values	
*PlantCtl		Dynamic symbol for plant control AHU	
PlantCtlBoxWidth		User can change the plant control box width (DefaultValue=228)	
PlantCtlProperty		@PwrCtl (Default Value)	
Schedule		BACNet Scheduler	
ScheduleBoxWidth		User can change the schedule box width (DefaultValue=120)	
SetpointsField		0 = "Setpoints" text not displayed 1 = "Setpoints" text displayed (Default Value)	


4.1.2. DYN_All_Plant Control_CGen_Complete_Top_001_101

Symbol Name			
DYN_All_Plant Control_CGen_Complete_Top_001_101			
Library			
BA_Cooling_PX_101_ZN_1			
Description			
Plant Control	CGen	Complete	Top
Symbol			
			
Remarks:			
Fixed plant control bar for cooling graphics pages. All texts in the bar is localized (translated text), Language will depend of the current user.			
Substitutions		Set of Values	
*PlantCtl		Dynamic symbol for plant control AHU	
PlantCtlBoxWidth		User can change the plant control box width (DefaultValue=228)	
PlantCtlProperty		@PwrCtl (Default Value)	
Schedule		BACNet Scheduler	
ScheduleBoxWidth		User can change the schedule box width (DefaultValue=120)	
SetpointsField		0 = "Setpoints" text not diplayed 1 = "Setpoints" text displayed (Default Value)	


4.1.3. DYN_All_Plant Control_CGrp_Complete_All_001_101

Symbol Name			
DYN_All_Plant Control_CGrp_Complete_All_001_101			
Library			
BA_Cooling_PX_101_ZN_1			
Description			
Plant Control	Cgrp	Complete	All
Symbol			
			
Remarks:			
Fixed plant control bar for cooling graphics pages. All texts in the bar is localized (translated text), Language will depend of the current user.			
Substitutions		Set of Values	
PanelName		Name of the panel	
PanelTitle		Panel title	
PlantCtl		Dynamic symbol for plant control Dhw	
PlantCtlProperty1		@OpMod	
PlantCtlProperty2		@CmdVal	
Scheduler		Dynamic symbol for BACnet scheduler (*1	
Setpoint1		Free setpoint value (*1	
Setpoint2		Free setpoint value (*1	
SystemInformation		Information about the system	
SystemInfoVisible		0=Hidden 1=Visible	
Remark *1		If the value is not valid or filled in, these setpoints will be hidden.	

4.1.4. DYN_All_Plant Control_CGrp_Complete_Bottom_001_101

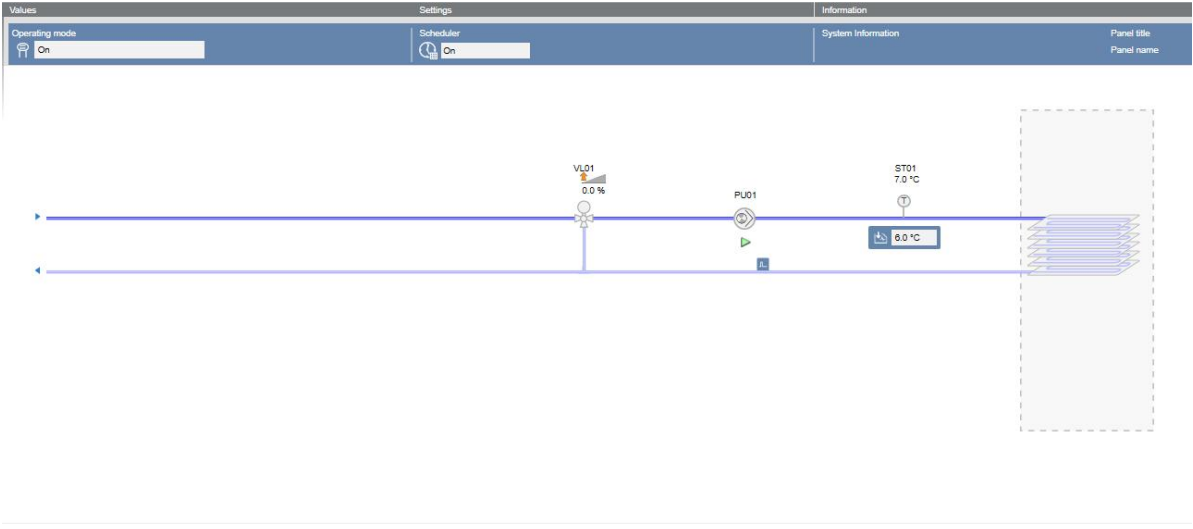
Symbol Name			
DYN_All_Plant Control_CGrp_Complete_Bottom_001_101			
Library			
BA_Cooling_PX_101_ZN_1			
Description			
Plant Control	CGrp	Complete	Bottom
Symbol			
			
Remarks:			
Fixed plant control bar for cooling graphics pages. All texts in the bar is localized (translated text), Language will depend of the current user.			
Substitutions		Set of Values	
*PlantCtl		Dynamic symbol for plant control AHU	
PlantCtlBoxWidth		User can change the plant control box width (DefaultValue=228)	
PlantCtlProperty1		@PltCtl (Default Value)	
PlantCtlProperty2		@OpMod	
Schedule		BACNet Scheduler	
ScheduleBoxWidth		User can change the schedule box width (DefaultValue=120)	
SetpointsField		0 = "Setpoints" text not displayed 1 = "Setpoints" text displayed (Default Value)	

4.1.5. DYN_All_Plant Control_CGrp_Complete_Top_001_101

Symbol Name			
DYN_All_Plant Control_CGrp_Complete_Top_001_101			
Library			
BA_Cooling_PX_101_ZN_1			
Description			
Plant Control	CGrp	Complete	Top
Symbol			
			
Remarks:			
Fixed plant control bar for cooling graphics pages. All texts in the bar is localized (translated text), Language will depend of the current user.			
Substitutions		Set of Values	
*PlantCtl		Dynamic symbol for plant control AHU	
PlantCtlBoxWidth		User can change the plant control box width (DefaultValue=228)	
PlantCtlProperty1		@PltCtl (Default Value)	
PlantCtlProperty2		@OpMod	
Schedule		BACNet Scheduler	
ScheduleBoxWidth		User can change the schedule box width (DefaultValue=120)	
SetpointsField		0 = "Setpoints" text not displayed 1 = "Setpoints" text displayed (Default Value)	

4.2. Sample graphics


4.2.1. Cooling Group - CAS Solution CGrp10 (2D) EU 001_101

Page Name			
Cooling Group - CAS Solution CGrp10 (2D) EU 001_101			
Library			
BA_Cooling_PX_101_ZN_1			
Description			
Cooling Group	CAS	Solution	CGrp10
Symbol			
			
Remarks:			
Adapt page, replace symbols if needed. Use find and replace to adjust text and tags eg. designations			
Background color	White, #FFFFFF		
Resolution	1600 x 700		
Grid setup	12 x 12		
Viewport	No		


5. Heating System (PX) SSP EU (BA_Heating_PX_101_ZN_1)

5.1. Symbols


5.1.1. DYN_All_Plant Control_HGen_Complete_All_001_101

Symbol Name			
DYN_All_Plant Control_HGen_Complete_All_001_101			
Library			
BA_Heating_PX_101_ZN_1			
Description			
Plant Control	HGen	Complete	All
Symbol			
			
Remarks:			
Fixed plant control bar for cooling graphics pages. All texts in the bar is localized (translated text), Language will depend of the current user.			
Substitutions		Set of Values	
*PlantCtl		Dynamic symbol for plant control AHU	
PanelName		Name of the panel	
PanelTitle		Panel title	
PlantCtlBoxWidth		User can change the plant control box width (DefaultValue=228)	
PlantCtlProperty1		@PwrCtl (Default Value)	
PlantCtlProperty2		@PltCtl	
PwrCtl			
Schedule		BACNet Scheduler	
SystemInformation		Information about the system	
SystemInfoVisible		0=Hidden 1=Visible	


5.1.2. DYN_All_Plant Control_HGen_Complete_Bottom_001_101

Symbol Name			
DYN_All_Plant Control_HGen_Complete_Bottom_001_101			
Library			
BA_Heating_PX_101_ZN_1			
Description			
Plant Control	HGen	Complete	Bottom
Symbol			
			
Remarks:			
Fixed plant control bar for cooling graphics pages. All texts in the bar is localized (translated text), Language will depend of the current user.			
Substitutions		Set of Values	
*PwrCtl		Dynamic symbol for plant control AHU	
PlantCtlBoxWidth		User can change the plant control box width (DefaultValue=228)	
PlantCtlProperty1		@PwrCtl (Default Value)	
PlantCtlProperty2		@PltCtl	
Schedule		BACNet Scheduler	
ScheduleBoxWidth		User can change the schedule box width (DefaultValue=120)	
SetpointsField		0 = "Setpoints" text not displayed 1 = "Setpoints" text displayed (Default Value)	

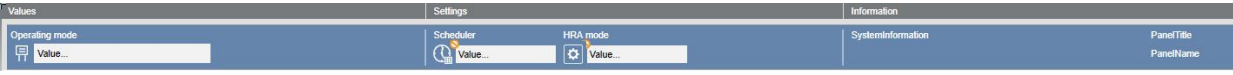
5.1.3. DYN_All_Plant Control_HGen_Complete_Top_001_101

Symbol Name			
DYN_All_Plant Control_HGen_Complete_Top_001_101			
Library			
BA_Heating_PX_101_ZN_1			
Description			
Plant Control	HGen	Complete	Top
Symbol			
			
Remarks:			
Fixed plant control bar for cooling graphics pages. All texts in the bar is localized (translated text), Language will depend of the current user.			
Substitutions		Set of Values	
*PwrCtl		Dynamic symbol for plant control AHU	
PlantCtlBoxWidth		User can change the plant control box width (DefaultValue=228)	
PlantCtlProperty1		@PwrCtl (Default Value)	
PlantCtlProperty2		@PltCtl	
Schedule		BACNet Scheduler	
ScheduleBoxWidth		User can change the schedule box width (DefaultValue=120)	
SetpointsField		0 = "Setpoints" text not displayed 1 = "Setpoints" text displayed (Default Value)	


5.1.4. DYN_All_Plant Control_HGen_None_All_001_101

Symbol Name			
DYN_All_Plant Control_HGen_None_All_001_101			
Library			
BA_Heating_PX_101_ZN_1			
Description			
Plant Control	HGen	None	All
Symbol			
			
Remarks:			
Fixed plant control bar for cooling graphics pages. All texts in the bar is localized (translated text), Language will depend of the current user.			
Substitutions		Set of Values	
*PwrCtl		Dynamic symbol for plant control AHU	
AlternativeTitle		User can set an alternative title	
BoxWidth		User can change the box width (DefaultValue=228)	
FontSize		User can change font size (DefaultValue=15)	
Property1		@PwrCtl (Default Value)	
Property2		@CmdVal	


5.1.5. DYN_All_Plant Control_HGrp_Complete_All_001_101

Symbol Name			
DYN_All_Plant Control_HGrp_Complete_All_001_101			
Library			
BA_Heating_PX_101_ZN_1			
Description			
Plant Control	HGrp	Complete	All
Symbol			
			
Remarks:			
Fixed plant control bar for heating graphics pages. All texts in the bar is localized (translated text), Language will depend of the current user.			
Substitutions		Set of Values	
Hra		Dynamic symbol for HRA	
PanelName		Name of the panel	
PanelTitle		Panel title	
PlantCtl		Dynamic symbol for plant control HGrp	
Scheduler		Dynamic symbol for BACnet scheduler	
SystemInformation		Information about the system	
SystemInfoVisible		0=Hidden 1=Visible	

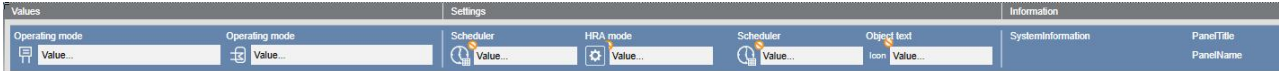
5.1.6. DYN_All_Plant Control_HGrp_Complete_Bottom_001_101

Symbol Name			
DYN_All_Plant Control_HGrp_Complete_Bottom_001_101			
Library			
BA_Heating_PX_101_ZN_1			
Description			
Plant Control	HGrp	Complete	Bottom
Symbol			
			
Remarks:			
Fixed plant control bar for cooling graphics pages. All texts in the bar is localized (translated text), Language will depend of the current user.			
Substitutions		Set of Values	
*PlantCtl		Dynamic symbol for plant control AHU	
Hra		Dynamic symbol for HRA	
PlantCtlBoxWidth		User can change the plant control box width (DefaultValue=228)	
Schedule		BACNet Scheduler	
ScheduleBoxWidth		User can change the schedule box width (DefaultValue=120)	
SetpointsField		0 = "Setpoints" text not displayed 1 = "Setpoints" text displayed (Default Value)	

5.1.7. DYN_All_Plant Control_HGrp_Complete_Top_001_101

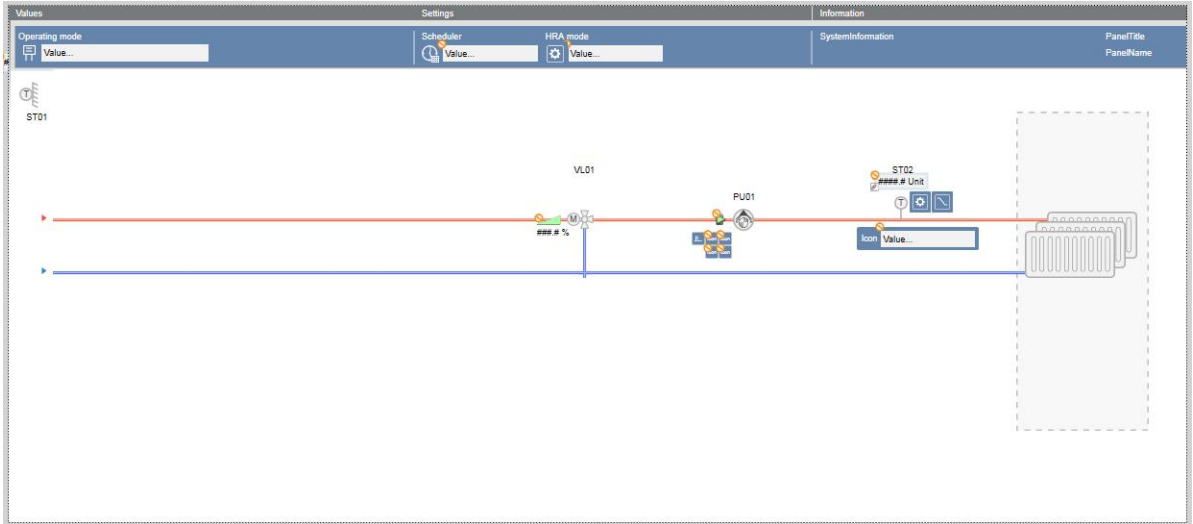
Symbol Name			
DYN_All_Plant Control_HGrp_Complete_Top_001_101			
Library			
BA_Heating_PX_101_ZN_1			
Description			
Plant Control	HGrp	Complete	Top
Symbol			
			
Remarks:			
Fixed plant control bar for cooling graphics pages. All texts in the bar is localized (translated text), Language will depend of the current user.			
Substitutions		Set of Values	
*PlantCtl		Dynamic symbol for plant control AHU	
Hra		Dynamic symbol for HRA	
PlantCtlBoxWidth		User can change the plant control box width (DefaultValue=228)	
Schedule		BACNet Scheduler	
ScheduleBoxWidth		User can change the schedule box width (DefaultValue=120)	
SetpointsField		0 = "Setpoints" text not displayed 1 = "Setpoints" text displayed (Default Value)	

5.1.8. DYN_All_Plant Control_HGrp_Dhw_Complete_All_001_101

Symbol Name			
DYN_All_Plant Control_HGrp_Dhw_Complete_All_001_101			
Library			
BA_Heating_PX_101_ZN_1			
Description			
Plant Control	HGrp	Dhw	Complete
Symbol			
			
Remarks:			
Fixed plant control bar for combined heating and domestic hot water graphics pages. All texts in the bar is localized (translated text), Language will depend of the current user.			
Substitutions		Set of Values	
Hra		Dynamic symbol for HRA	
PanelName		Name of the panel	
PanelTitle		Panel title	
PlantCtlDhw		Dynamic symbol for plant control Dhw	
PlantCtlHgrp		Dynamic symbol for plant control Hgrp	
SchedulerDhw		Dynamic symbol for BACnet scheduler Dhw	
SchedulerHgrp		Dynamic symbol for BACnet scheduler Hgrp	
SetpontDhw		Free setpoint for Dhw	
SystemInformation		Information about the system	
SystemInfoVisible		0=Hidden 1=Visible	

5.2. Sample graphics

5.2.1. Heating Group - CAS Solution Hgrp10 (2D) EU 001_101

Page Name			
Heating Group - CAS Solution Hgrp10 (2D) EU 001_101			
Library			
BA_Heating_PX_101_ZN_1			
Description			
Heating Group	CAS	Solution	Hgrp10
Symbol			
			
Remarks:			
Adapt page, replace symbols if needed. Use find and replace to adjust text and tags eg. designations			
Background color	White, #FFFFFF		
Resolution	1600 x 700		
Grid setup	12 x 12		
Viewport	No		


5.2.2. Heating Group and Domestic Hot Water - CAS Solution Hgrp10 Dhwdir30
(2D) EU 001_101

Page Name			
Heating Group and Domestic Hot Water - CAS Solution Hgrp10 Dhwdir30 (2D) EU 001_101			
Library			
BA_Heating_PX_101_ZN_1			
Description			
Heating Group	CAS	Solution	Ahu10 Dhwdir30
Symbol			
Remarks:			
Adapt page, replace symbols if needed. Use find and replace to adjust text and tags eg. designations			
Background color	White, #FFFFFF		
Resolution	1600 x 700		
Grid setup	12 x 12		
Viewport	No		


6. HVAC (PX) SSP EU (BA_HVAC_PX_101_ZN_1)

6.1. Symbols


6.1.1. DYN_All_Generic_Display_Object_Hra_Central_001_101

Symbol Name			
DYN_All_Generic_Display_Object_Hra_Central_001_101			
Library			
BA_HVAC_PX_101_ZN_1			
Description			
Generic	Display	Object	Hra
Symbol			
			
Remarks:			
Substitutions		Set of Values	
*Hra		Dynamic symbol for plant control AHU	
AlternativeTitle		User can set an alternative title	
BoxWidth		User can change the box width (DefaultValue=228)	
FontSize		User can change font size (DefaultValue=15)	


6.1.2. DYN_All_Plant Control_HCGrp_Complete_All_001_101

Symbol Name			
DYN_All_Plant Control_HCGrp_Complete_All_001_101			
Library			
BA_HVAC_PX_101_ZN_1			
Description			
Plant Control	HCGrp	Complete	All
Symbol			
			
Remarks:			
Fixed plant control bar for cooling graphics pages. All texts in the bar is localized (translated text), Language will depend of the current user.			
Substitutions		Set of Values	
*		Dynamic symbol for plant control AHU	
PanelName		Name of the panel	
PanelTitle		Panel title	
PlantCtl		Dynamic symbol for plant control HCGrp	
PlantCtlBoxWidth		User can change the plant control box width (DefaultValue=228)	
PlantCtlProperty1		@PltCtl (Default Value)	
PlantCtlProperty2		@PrOpMod (Default Value)	
PlantCtlProperty3		@OpMod (Default Value)	
Schedule		BACNet Scheduler	
SystemInformation		Information about the system	
SystemInfoVisible		0=Hidden 1=Visible	

6.1.3. DYN_All_Plant Control_HCGrp_Complete_Bottom_001_101

Symbol Name			
DYN_All_Plant Control_HCGrp_Complete_Bottom_001_101			
Library			
BA_HVAC_PX_101_ZN_1			
Description			
Plant Control	HCGrp	Complete	Bottom
Symbol			
			
Remarks:			
Fixed plant control bar for cooling graphics pages. All texts in the bar is localized (translated text), Language will depend of the current user.			
Substitutions		Set of Values	
*PlantCtl		Dynamic symbol for plant control AHU	
PlantCtlBoxWidth		User can change the plant control box width (DefaultValue=228)	
PlantCtlProperty1		@PltCtl (Default Value)	
PlantCtlProperty2		@PrOpMod (Default Value)	
PlantCtlProperty3		@OpMod (Default Value)	
Schedule		BACNet Scheduler	
ScheduleBoxWidth		User can change the schedule box width (DefaultValue=120)	
SetpointsField		0 = "Setpoints" text not displayed 1 = "Setpoints" text displayed (Default Value)	

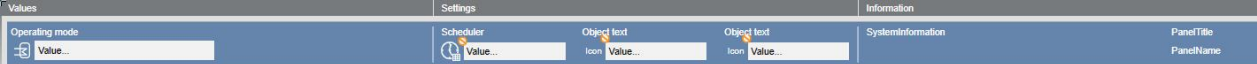
6.1.4. DYN_All_Plant Control_HCGrp_Complete_Top_001_101

Symbol Name			
DYN_All_Plant Control_HCGrp_Complete_Top_001_101			
Library			
BA_HVAC_PX_101_ZN_1			
Description			
Plant Control	HCGrp	Complete	Top
Symbol			
			
Remarks:			
Fixed plant control bar for cooling graphics pages. All texts in the bar is localized (translated text), Language will depend of the current user.			
Substitutions		Set of Values	
*PlantCtl		Dynamic symbol for plant control AHU	
PlantCtlBoxWidth		User can change the plant control box width (DefaultValue=228)	
PlantCtlProperty1		@PltCtl (Default Value)	
PlantCtlProperty2		@PrOpMod (Default Value)	
PlantCtlProperty3		@OpMod (Default Value)	
Schedule		BACNet Scheduler	
ScheduleBoxWidth		User can change the schedule box width (DefaultValue=120)	
SetpointsField		0 = "Setpoints" text not displayed 1 = "Setpoints" text displayed (Default Value)	


7. Water System (PX) SSP EU (BA_Water_PX_101_ZN_1)

7.1. Symbols


7.1.1. DYN_All_Plant_Control_Dhw_Complete_All_001_101

Symbol Name			
DYN_All_Plant_Control_Dhw_Complete_All_001_101			
Library			
BA_Water_PX_101_ZN_1			
Description			
Plant Control	Dhw	Complete	All
Symbol			
			
Remarks:			
Substitutions		Set of Values	
PanelName		Name of the panel	
PanelTitle		Panel title	
PlantCtl		Dynamic symbol for plant control Dhw	
Scheduler		Dynamic symbol for BACnet scheduler (*1	
Setpoint1		Free setpoint value (*1	
Setpoint2		Free setpoint value (*1	
SystemInformation		Information about the system	
SystemInfoVisible		0=Hidden 1=Visible	
Remark *1		If the value is not valid or filled in, these setpoints will be hidden.	

7.1.2. DYN_All_Plant Control_Dhw_Complete_Bottom_001_101

Symbol Name			
DYN_All_Plant Control_Dhw_Complete_Bottom_001_101			
Library			
BA_Water_PX_101_ZN_1			
Description			
Plant Control	Dhw	Complete	Bottom
Symbol			
			
Remarks:			
Fixed plant control bar for cooling graphics pages. All texts in the bar is localized (translated text), Language will depend of the current user.			
Substitutions		Set of Values	
*PlantCtl		Dynamic symbol for plant control AHU	
PlantCtlBoxWidth		User can change the plant control box width (DefaultValue=228)	
PlantCtlProperty		@CmdVal (Default Value)	
Schedule		BACNet Scheduler	
ScheduleBoxWidth		User can change the schedule box width (DefaultValue=120)	
SetpointsField		0 = "Setpoints" text not displayed 1 = "Setpoints" text displayed (Default Value)	

7.1.3. DYN_All_Plant Control_Dhw_Complete_Top_001_101

Symbol Name			
DYN_All_Plant Control_Dhw_Complete_Top_001_101			
Library			
BA_Water_PX_101_ZN_1			
Description			
Plant Control	Dhw	Complete	Top
Symbol			
			
Remarks:			
Fixed plant control bar for cooling graphics pages. All texts in the bar is localized (translated text), Language will depend of the current user.			
Substitutions		Set of Values	
*PlantCtl		Dynamic symbol for plant control AHU	
PlantCtlBoxWidth		User can change the plant control box width (DefaultValue=228)	
PlantCtlProperty1		@CmdVal (Default Value)	
Schedule		BACNet Scheduler	
ScheduleBoxWidth		User can change the schedule box width (DefaultValue=120)	
SetpointsField		0 = "Setpoints" text not displayed 1 = "Setpoints" text displayed (Default Value)	

7.2. Sample graphics

7.2.1. Domestic hot water - CAS Solution Dhwdir30 (2D) EU 001_101

Page Name			
Domestic hot water – CAS Solution Dhwdir30 (2D) EU 001_101			
Library			
BA_Water_PX_101_ZN_1			
Description			
Domestic hot water	CAS	Solution	Dhwdir30
Symbol			
Remarks:			
Adapt page, replace symbols if needed. Use find and replace to adjust text and tags eg. designations			
Background color	White, #FFFFFF		
Resolution	1600 x 700		
Grid setup	12 x 12		
Viewport	No		